


# 12 Quilt Blocks to Appliqué: A Journey Through Piece Cake Designs Pattern Pack

In the realm of quilting, appliqué shines as a vibrant art form, transforming fabrics into enchanting scenes. Piece Cake Designs has crafted a captivating Pattern Pack featuring 12 exquisite quilt blocks, each a testament to the magic of appliqué.



## Fresh Picked Posies: 12 Quilt Blocks to Applique from Piece O' Cake Designs (Pattern Pack) by Becky Goldsmith

★★★★☆ 4.2 out of 5

Language : English  
File size : 7349 KB  
Text-to-Speech : Enabled  
Screen Reader : Supported  
Enhanced typesetting: Enabled  
Print length : 1 pages



Embark on a thrilling adventure as we delve into the depths of this pattern pack, deciphering its intricate designs and unlocking the secrets of successful appliqué. Along the way, let the storybook scenes depicted in these blocks inspire your imagination and ignite your creativity.

## A Tapestry of Themes and Motifs

The Piece Cake Designs Pattern Pack encompasses a diverse array of themes and motifs, catering to a multitude of tastes and preferences. From whimsical animals to serene landscapes, each block tells a unique story.



## 1. Happy Hound

Allow the playful spirit of a dachshund to grace your quilt with the Happy Hound block. Its lively silhouette and cheerful demeanor will evoke smiles and brighten any room.



## 2. Swan Lake

Immerse yourself in the serene beauty of Swan Lake as an elegant swan takes flight amidst a tranquil lake. Delicate water lilies add a touch of ethereal charm, creating a serene oasis.



### 3. Starry Night Owl

Step into a mystical realm with the Starry Night Owl block. A curious owl gazes at the heavens, surrounded by blooming flowers and the twinkling stars of a night sky.



#### **4. Cottage Garden**

Escape into the tranquility of a Cottage Garden, where a quaint house nestles amidst a vibrant array of blooming flowers and a charming picket fence.

#### **The Art of Appliqué: Step-by-Step Guidance**

Piece Cake Designs' Pattern Pack provides comprehensive step-by-step instructions to guide you through the intricacies of appliqué. Whether you're a seasoned expert or a budding enthusiast, you'll find invaluable tips and techniques to elevate your craft.

Each pattern begins with a detailed materials list and thorough cutting guide. Clear diagrams and precise instructions walk you through every step of the appliqué process, including fabric preparation, fusing, stitching, and finishing.

### **Choosing the Right Fabrics**

The choice of fabrics plays a crucial role in determining the final look and feel of your appliquéd quilt blocks. Consider the following factors when selecting your materials:

- **Weight and Texture:** Opt for lightweight fabrics that are easy to work with, such as cotton or linen. Consider the texture of the fabric as well, as different textures can add depth and dimension to your design.
- **Color and Pattern:** Explore a variety of colors and patterns to create vibrant and visually appealing quilts. Remember to coordinate the fabrics with the intended theme of your quilt.
- **Opacity:** Choose fabrics that are opaque enough to prevent any underlying fabric from showing through the appliqué. This is especially important when working with light-colored fabrics on dark backgrounds.

### **Stitch with Precision: Machine or Hand Appliqué**

The Pattern Pack provides instructions for both machine and hand appliqué, allowing you to choose the technique that best suits your preferences and skill level.

**Machine Appliqué:** This method is ideal for larger appliqué pieces. Use a narrow zigzag stitch or satin stitch to securely attach the appliqué to the background fabric.

**Hand Appliqué:** This traditional technique offers greater precision and control. Use a small running stitch or blanket stitch to invisibly attach the appliqué to the background fabric.

## **Transforming Blocks into Quilts**


Once you've mastered the art of appliqué and completed all 12 quilt blocks, the final step is assembling them into a captivating quilt. Choose a layout that complements the individual blocks and showcases their unique designs.

Use sashing or borders to separate the blocks, adding visual interest and creating a cohesive overall look. Quilt the blocks together using your preferred method, such as hand quilting, machine quilting, or tying.

The Piece Cake Designs Pattern Pack is a treasure trove of inspiration and guidance for appliqué enthusiasts. Embrace the magic of appliqué and embark on a creative journey that will result in stunning quilt blocks and cherished family heirlooms.

With intricate designs, storybook scenes, and comprehensive instructions, this pattern pack empowers you to transform fabrics into captivating works

of art. So, gather your materials, unleash your creativity, and let the appliqué adventure begin!




## Fresh Picked Posies: 12 Quilt Blocks to Applique from Piece O' Cake Designs (Pattern Pack) by Becky Goldsmith

★★★★☆ 4.2 out of 5

Language : English  
File size : 7349 KB  
Text-to-Speech : Enabled  
Screen Reader : Supported  
Enhanced typesetting : Enabled  
Print length : 1 pages

FREE

DOWNLOAD E-BOOK



## Like An Eagle Alta Mabin: A Literary Journey Through the Eyes of a Native American Woman

Like An Eagle Alta Mabin is a powerful and moving novel that tells the story of a young Native American woman's coming-of-age in the early 20th century. Set against the...





## One in the Way of Dan: A Complex and Nuanced Novel

Dan is a successful businessman with a beautiful wife and two lovely children. He has everything he could ever want, but he's not happy. He feels like there's...