


Beginning Homesteading Advice for the Hopelessly Inept

If you're thinking about starting a homestead, but you don't know where to start, this guide is for you. We'll cover everything from choosing the right land to raising animals and growing your own food.

Choosing the Right Land

The first step in homesteading is choosing the right land. There are a few things to consider when making your decision, including:



Survival Gardening With A Brown Thumb: Beginning Homesteading Advice For The Hopelessly Inept

by Melody Rogers

★★★★☆ 4.4 out of 5

Language : English
File size : 471 KB
Text-to-Speech : Enabled
Enhanced typesetting : Enabled
Word Wise : Enabled
Print length : 11 pages
Lending : Enabled
Screen Reader : Supported



- **Climate:** Make sure the climate in your area is suitable for the type of homesteading you want to do. If you want to grow a large garden, for example, you'll need to choose a location with a long growing season.

- **Soil:** The soil on your land will determine what you can grow. If you want to grow crops, you'll need to choose land with fertile soil.
- **Water:** You'll need access to a reliable water source for both your household and your animals. If you don't have a well or a nearby river or stream, you'll need to factor in the cost of drilling a well.
- **Size:** The size of your land will depend on your needs and budget. If you're planning on raising animals, you'll need more land than if you're just growing a garden.
- **Location:** Consider the location of your land carefully. You'll want to choose a location that is close to amenities like schools, hospitals, and grocery stores.

Building Your Homestead

Once you've chosen the right land, you'll need to start building your homestead. This includes building a home, outbuildings, and fences. If you're not experienced in construction, you may want to hire a contractor to help you with this process.

Here are a few tips for building your homestead:

- **Start small:** Don't try to build everything all at once. Start with the basics, like a home and a garden, and add on as you can afford it.
- **Use sustainable materials:** When possible, use sustainable materials like wood, stone, and recycled materials to build your homestead.
- **Be energy efficient:** Design your home and outbuildings to be energy efficient. This will help you save money on your energy bills.

- **Be self-sufficient:** As much as possible, try to be self-sufficient on your homestead. This means growing your own food, raising your own animals, and generating your own energy.

Raising Animals

If you're planning on raising animals on your homestead, there are a few things you need to do to get started.

- **Choose the right animals:** There are many different types of animals that you can raise on a homestead. Choose animals that are 适合于气候 and that you have the resources to care for.
- **Build a shelter:** Your animals will need a place to live that is protected from the elements. Build a shelter that is big enough for your animals and that provides them with plenty of ventilation.
- **Provide food and water:** Your animals will need access to clean food and water at all times. Make sure you have a plan for how you will provide these resources for your animals.
- **Care for your animals:** Your animals will need regular care, including feeding, watering, and grooming. Make sure you have the time and resources to provide this care for your animals.

Growing Your Own Food


Growing your own food is a great way to save money and eat healthier. If you're new to gardening, start small with a few easy-to-grow vegetables like tomatoes, cucumbers, and beans.

Here are a few tips for growing your own food:

- **Choose the right plants:** Choose plants that are 适合于气候 and that you enjoy eating.
- **Prepare the soil:** Before you plant anything, you need to prepare the soil. This means tilling the soil and adding compost or other organic matter.
- **Plant your seeds or seedlings:** Once the soil is prepared, you can plant your seeds or seedlings. Make sure to follow the instructions on the seed packet or plant tag.
- **Water your plants:** Your plants need water to grow. Water them regularly, especially during hot weather.
- **Fertilize your plants:** Plants need nutrients to grow. Fertilize your plants regularly with a balanced fertilizer.
- **Harvest your crops:** When your crops are ripe, harvest them and enjoy the fruits of your labor!

Homesteading is a Rewarding Experience

Homesteading can be a lot of work, but it is also a rewarding experience. By following these tips, you can get started on your homesteading journey and start enjoying the benefits of self-sufficiency.



Survival Gardening With A Brown Thumb: Beginning Homesteading Advice For The Hopelessly Inept

by Melody Rogers

★★★★☆ 4.4 out of 5


Language : English

File size : 471 KB

Text-to-Speech : Enabled


Enhanced typesetting : Enabled

Word Wise : Enabled
Print length : 11 pages
Lending : Enabled
Screen Reader : Supported



Like An Eagle Alta Mabin: A Literary Journey Through the Eyes of a Native American Woman

Like An Eagle Alta Mabin is a powerful and moving novel that tells the story of a young Native American woman's coming-of-age in the early 20th century. Set against the...



One in the Way of Dan: A Complex and Nuanced Novel

Dan is a successful businessman with a beautiful wife and two lovely children. He has everything he could ever want, but he's not happy. He feels like there's...