

# Embark on a Timeless Journey: Crafting the Titanic 1900s Era Lacey Fluted Crochet Shawl

## : Delving into the Art of Vintage Crochet

Imagine yourself transported back to the opulent era of the Titanic, where intricate lacework adorned the finest attire. Among the coveted accessories was the exquisite fluted crochet shawl, a symbol of elegance and refined craftsmanship. In this comprehensive guide, we will embark on a nostalgic journey, unraveling the secrets of creating your own Titanic-inspired crochet shawl.

## Chapter 1: Materials and Preparation

### Essential Materials:

- Fine crochet thread (cotton or linen recommended for durability)
- Crochet hook size specified on thread label
- Scissors
- Measuring tape

### Preparing Your Workspace:

1. Find a well-lit area with ample space for your project.
2. Gather all your materials within easy reach.
3. Check your crochet hook for any burrs or rough edges that could snag your thread.

## Chapter 2: The Basic Stitch: Single Crochet

Before delving into the intricacies of the shawl pattern, let's master the fundamental stitch: the single crochet.



## How to make a titanic 1900s era lacey fluted crochet shawl- vintage crochet pattern: 1900s Crochet Lace

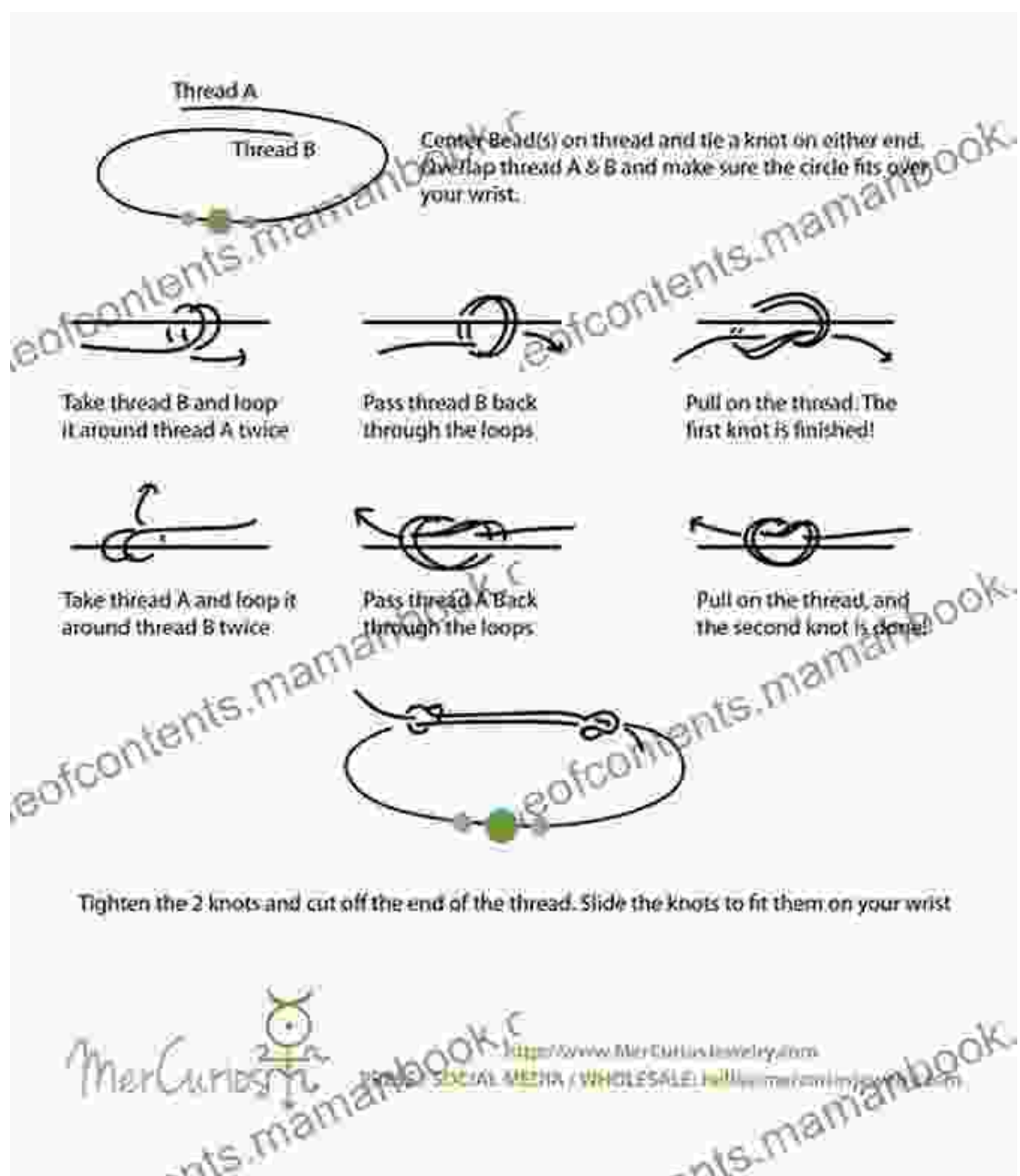
**Shawl Pattern** by Laurence M. Janifer

★★★★★ 5 out of 5

Language : English  
File size : 1972 KB  
Text-to-Speech : Enabled  
Screen Reader : Supported  
Enhanced typesetting : Enabled  
Print length : 6 pages  
Lending : Enabled



### Step 1: Create a Slip Knot



## Step 2: Insert the Hook into the Chain



- Insert the hook into the second chain from the hook.

### **Step 3: Yarn Over and Pull Through**



**Step 4: Yarn Over and Pull Through Again**



- Yarn over the hook again and pull the loop through both loops on the hook.

### **Chapter 3: Deciphering the Lacework Pattern**

The Titanic fluted crochet shawl features a repeating pattern of delicate lacework. Here's a breakdown of the key stitches and abbreviations:

#### **Abbreviations:**

- ch: chain
- sc: single crochet
- dc: double crochet

- tr: treble crochet
- sl st: slip stitch

### **Lacework Motifs:**

- **Picot:** A small loop created by working a chain of 3 and then sl st into the first ch.
- **Fan:** A group of double crochets worked into the same stitch.
- **Shell:** A cluster of treble crochets separated by chains.

## **Chapter 4: Assembling the Shawl**

With the basic stitches mastered, let's embark on the exciting task of assembling the shawl.

### **Foundation Chain:**

1. Chain the desired length of the shawl, typically around 150-200 chains.

### **Row 1: Picot Border**

1. Sc into the 2nd ch from the hook.
2. Ch 3, sl st into the same ch as the previous sc.
3. Repeat steps 1-2 for the entire length of the row.

### **Row 2: Lacework Panel**

1. Ch 3, dc into the 3rd ch from the hook.
2. Ch 1, sk 1 ch, (dc, ch 1, sk 1 ch) 4 times.
3. Ch 2, skip the next 2 ch, sl st into the next ch.

4. Ch 3, turn.

### **Continuation of the Shawl:**

1. Repeat Row 2 until the shawl reaches the desired width.
2. Finish with a picot border as in Row 1.

## **Chapter 5: Finishing Touches and Blocking**

Once your shawl is complete, it's time to give it a professional finish.

### **Blocking the Shawl:**

1. Wet the shawl thoroughly and gently squeeze out excess water.
2. Pin the shawl flat on a blocking board, adjusting the lacework to your desired shape.
3. Allow the shawl to dry completely.

### **Embellishments:**

- Add tassels or fringes to the edges for a touch of elegance.
- Secure a vintage brooch or cameo to the center of the shawl.

### **: A Timeless Treasure**

Congratulations on completing your Titanic-inspired fluted crochet shawl! This exquisite piece is a testament to your skill and dedication. Whether you adorn it for special occasions or simply treasure it as a nostalgic keepsake, it is sure to evoke the glamour and sophistication of the bygone era.



In crafting this shawl, you have not only created a beautiful wearable but have also preserved a piece of textile history. The Titanic's legacy lives on in the intricate details of lacework, a symbol of the enduring power of craftsmanship. Wear your shawl with pride, knowing that you have woven yourself into the tapestry of this iconic era.




## How to make a titanic 1900s era lacey fluted crochet shawl- vintage crochet pattern: 1900s Crochet Lace

**Shawl Pattern** by Laurence M. Janifer


★★★★★ 5 out of 5

Language : English  
File size : 1972 KB  
Text-to-Speech : Enabled  
Screen Reader : Supported  
Enhanced typesetting : Enabled  
Print length : 6 pages  
Lending : Enabled



## Like An Eagle Alta Mabin: A Literary Journey Through the Eyes of a Native American Woman

Like An Eagle Alta Mabin is a powerful and moving novel that tells the story of a young Native American woman's coming-of-age in the early 20th century. Set against the...



## **One in the Way of Dan: A Complex and Nuanced Novel**

Dan is a successful businessman with a beautiful wife and two lovely children. He has everything he could ever want, but he's not happy. He feels like there's...