


How to Implement Restorative Peer Mediation in Your School: A Comprehensive Guide for Educators

Restorative peer mediation is a powerful approach to conflict resolution that empowers students to take ownership of their actions, build empathy, and repair harm. By involving peers in the mediation process, schools can create a more positive and inclusive school climate, reduce suspensions and expulsions, and foster a culture of respect and accountability.



How to Do Restorative Peer Mediation in Your School: A Quick Start Kit – Including Online Resources

by Denise Bossarte

★★★★☆ 4.6 out of 5

Language : English
File size : 1518 KB
Text-to-Speech : Enabled
Screen Reader : Supported
Enhanced typesetting : Enabled
Word Wise : Enabled
Print length : 162 pages



This guide will provide you with everything you need to know to implement a successful restorative peer mediation program in your school. We will cover the following topics:

* What is restorative peer mediation? * The benefits of restorative peer mediation * How to implement restorative peer mediation in your school *

Resources for restorative peer mediation

What is Restorative Peer Mediation?

Restorative peer mediation is a process that brings together students who have been involved in a conflict to talk about what happened, how it affected them, and what they can do to make things right. The goal of restorative peer mediation is to help students understand the impact of their actions, take responsibility for their behavior, and develop positive relationships with others.

Restorative peer mediation is different from traditional mediation in several ways. First, restorative peer mediation focuses on repairing harm rather than punishing the offender. Second, restorative peer mediation is facilitated by peers, rather than adults. This allows students to feel more comfortable and open up about their experiences. Third, restorative peer mediation is a voluntary process. Students are not required to participate in mediation, but they are encouraged to give it a try.

The Benefits of Restorative Peer Mediation

Restorative peer mediation has been shown to have a number of benefits for students, schools, and communities. These benefits include:

* **Reduced conflict and violence:** Studies have shown that restorative peer mediation can help to reduce conflict and violence in schools. This is because restorative peer mediation helps students to develop skills for resolving conflicts peacefully and constructively. * **Improved school climate:** Restorative peer mediation can help to improve school climate by creating a more positive and inclusive environment. This is because restorative peer mediation helps students to build relationships with each

other and to develop a sense of community. * **Increased student engagement:** Restorative peer mediation can help to increase student engagement by giving students a voice in resolving conflicts. This can help students to feel more connected to their school and to their peers. *

Reduced suspensions and expulsions: Restorative peer mediation can help to reduce suspensions and expulsions by providing students with an alternative way to address conflicts. This can help schools to create a more positive and supportive learning environment.

How to Implement Restorative Peer Mediation in Your School

If you are interested in implementing restorative peer mediation in your school, there are a few things you will need to do. These steps include:

1. Get buy-in from your school community.

The first step to implementing restorative peer mediation is to get buy-in from your school community. This includes getting support from administrators, teachers, students, and parents. You can do this by sharing information about restorative peer mediation and its benefits, and by answering any questions that people may have.

2. Develop a plan for implementation.

Once you have buy-in from your school community, you will need to develop a plan for implementation. This plan should include the following:

* A timeline for implementation * A budget for implementation * A plan for training staff and students * A plan for evaluating the program

3. Train staff and students.

Once you have developed a plan for implementation, you will need to train staff and students on restorative peer mediation. This training should cover the following topics:

- * The principles of restorative peer mediation
- * The steps of the restorative peer mediation process
- * The role of the mediator
- * The role of the participants

4. Implement the program.

Once you have trained staff and students, you can begin to implement the program. This should be done gradually, starting with a pilot program in one or two grades. As the program is successful, you can expand it to other grades.

5. Evaluate the program.

Once you have implemented the program, you will need to evaluate it to ensure that it is effective. You can do this by collecting data on the number of conflicts that are resolved through mediation, the satisfaction of participants, and the impact of the program on school climate.


Resources for Restorative Peer Mediation

There are a number of resources available to help you implement restorative peer mediation in your school. These resources include:

- * The National Association of Secondary School Principals (NASSP): NASSP has a number of resources on restorative peer mediation, including a toolkit for implementation.
- * The International Institute for Restorative Practices (IIRP): The IIRP offers training and resources on restorative

practices, including restorative peer mediation. * The Center for Conflict Resolution: The Center for Conflict Resolution provides training and resources on conflict resolution, including restorative peer mediation.

Restorative peer mediation is a powerful tool for conflict resolution that can help to create a more positive and inclusive school climate. By following the steps outlined in this guide, you can implement a successful restorative peer mediation program in your school.



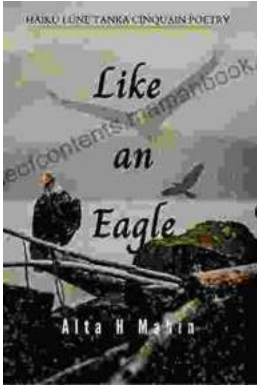
How to Do Restorative Peer Mediation in Your School: A Quick Start Kit – Including Online Resources

by Denise Bossarte

★★★★☆ 4.6 out of 5


Language : English
File size : 1518 KB
Text-to-Speech : Enabled
Screen Reader : Supported
Enhanced typesetting : Enabled
Word Wise : Enabled
Print length : 162 pages





Like An Eagle Alta Mabin: A Literary Journey Through the Eyes of a Native American Woman

Like An Eagle Alta Mabin is a powerful and moving novel that tells the story of a young Native American woman's coming-of-age in the early 20th century. Set against the...



One in the Way of Dan: A Complex and Nuanced Novel

Dan is a successful businessman with a beautiful wife and two lovely children. He has everything he could ever want, but he's not happy. He feels like there's...