


# The Beginners Guide On How To Understand Your Bonsai From The Basic To Advance

Bonsai is the ancient Japanese art of cultivating miniature trees in containers. It is a fascinating art form that can be enjoyed by people of all ages and skill levels. Bonsai trees can be created from a variety of different tree species, and they can be styled in a variety of different ways.



## Indoor Bonsai Timber : The Beginners Guide On How To Understand Your Bonsai From The Basic To Advance Techniques by Luz Calvo

★★★★☆ 4.7 out of 5

Language : English  
File size : 943 KB  
Text-to-Speech : Enabled  
Screen Reader : Supported  
Enhanced typesetting : Enabled  
Print length : 12 pages  
Lending : Enabled



If you are new to bonsai, this guide will introduce you to the basics of this art form. We will cover everything from choosing the right tree to caring for your bonsai tree. We will also provide you with some tips on how to style your bonsai tree.

### Choosing the Right Tree

The first step in creating a bonsai tree is choosing the right tree. Not all trees are suitable for bonsai, so it is important to do your research before

you make a decision. Some of the most popular tree species used for bonsai include:

- Japanese maple
- Chinese elm
- Dwarf pine
- Juniper
- Ficus

When choosing a tree for bonsai, it is important to consider the following factors:

- **Size:** The size of the tree is important to consider, as it will determine the size of the container you will need.
- **Shape:** The shape of the tree is also important to consider, as it will determine the style of bonsai you can create.
- **Hardiness:** The hardiness of the tree is important to consider, as it will determine whether or not it can survive in your climate.

## **Caring for Your Bonsai Tree**

Once you have chosen a tree for your bonsai, it is important to learn how to care for it properly. Bonsai trees require more care than regular trees, but they are not difficult to care for if you follow the right instructions.

Here are some tips on how to care for your bonsai tree:

- **Watering:** Bonsai trees need to be watered regularly, but they should not be overwatered. The best way to water your bonsai tree is to check the soil and water it when it is dry to the touch.
- **Fertilizing:** Bonsai trees need to be fertilized regularly to ensure that they are getting the nutrients they need to grow. The best way to fertilize your bonsai tree is to use a balanced fertilizer that is specifically designed for bonsai trees.
- **Pruning:** Bonsai trees need to be pruned regularly to maintain their shape. The best way to prune your bonsai tree is to use sharp, clean shears and to remove branches that are crossing or growing in the wrong direction.
- **Repotting:** Bonsai trees need to be repotted every few years to give them fresh soil and to prevent them from becoming rootbound. The best time to repot your bonsai tree is in the spring or fall.

## Styling Your Bonsai Tree

Once you have mastered the basics of bonsai care, you can start to style your bonsai tree. There are many different styles of bonsai, and the style you choose will depend on your personal preferences.

Here are some of the most popular bonsai styles:

- **Formal upright:** This is the most traditional bonsai style, and it is characterized by a straight trunk and a symmetrical crown.
- **Informal upright:** This style is similar to the formal upright style, but it allows for more variation in the trunk and crown.

- **Slanting:** This style is characterized by a trunk that is tilted to one side. This is a very popular style for bonsai trees that are cascade or semi-cascade.
- **Windswept:** This style is characterized by a trunk and branches that are bent and twisted by the wind. This is a very natural-looking style that is often used for bonsai trees that are exposed to the elements.
- **Cascade:** This style is characterized by a trunk that cascades down over the edge of the container. This is a very dramatic style that is often used for bonsai trees that are planted in a hanging pot.
- **Semi-cascade:** This style is similar to the cascade style, but the trunk does not cascade all the way down over the edge of the container.

Styling your bonsai tree is a creative process that can be enjoyed by people of all ages and skill levels. With a little practice, you can create a beautiful bonsai tree that will bring you years of enjoyment.

Bonsai is a fascinating art form that can be enjoyed by people of all ages and skill levels. If you are interested in learning how to create your own bonsai tree, this guide will provide you with the information you need to get started.


With a little practice, you can create a beautiful bonsai tree that will bring you years of enjoyment.

## Indoor Bonsai Timber : The Beginners Guide On How To Understand Your Bonsai From The Basic To


**Advance Techniques** by Luz Calvo

★★★★☆ 4.7 out of 5

Language : English




File size : 943 KB  
Text-to-Speech : Enabled  
Screen Reader : Supported  
Enhanced typesetting: Enabled  
Print length : 12 pages  
Lending : Enabled



## Like An Eagle Alta Mabin: A Literary Journey Through the Eyes of a Native American Woman

Like An Eagle Alta Mabin is a powerful and moving novel that tells the story of a young Native American woman's coming-of-age in the early 20th century. Set against the...



## One in the Way of Dan: A Complex and Nuanced Novel

Dan is a successful businessman with a beautiful wife and two lovely children. He has everything he could ever want, but he's not happy. He feels like there's...